

COMMODITIES 1

The strategy seeks to safeguard against inflation and deliver uncorrelated returns through a quantitative, active approach to commodity allocation.

Inflation Hedge

Investing in commodities helps safeguard purchasing power, particularly during inflationary periods. Tangible assets like oil, gold, and agricultural products tend to rise with costs, providing a hedge against currency depreciation. Their prices, driven by supply and demand, often move independently of stocks and bonds, offering diversification. Commodities also demonstrate resilience during economic uncertainty, helping investors mitigate inflation risk, preserve real wealth, and enhance overall portfolio stability.

Uncorrelated Returns

A well-managed commodity allocation can generate returns uncorrelated to stocks and bonds, as commodity prices react to supply and demand factors like weather, geopolitics, and inflation. Unlike equities and bonds, commodities respond to different economic forces, often performing well during market stress. Active management enables strategic positioning across energy, metals, and agriculture, capturing opportunities while limiting exposure to weaker sectors. By diversifying with commodities, investors can enhance risk-adjusted returns and reduce reliance on traditional financial markets.

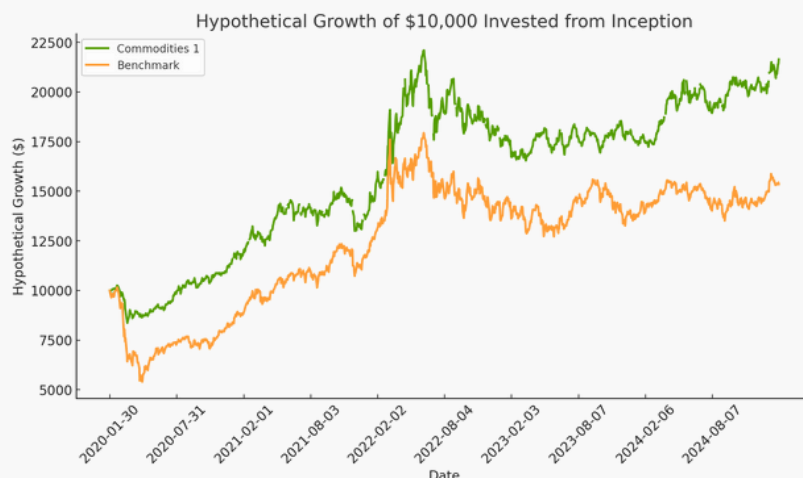
Quantitative + Active

A strategy combining quantitative analysis with active human oversight seeks to leverage data-driven insights while maintaining adaptability.

At Teucrium ETFs, our experienced commodities team applies quantitative models to identify trends and inefficiencies while using market expertise to navigate evolving conditions. This approach aims to optimize portfolio positioning, seek out opportunities, and minimize risk, offering a balance between systematic precision and human judgment to adapt to changing economic and market dynamics.

Sound performance in up and down markets

Our Commodities 1 strategy likely would have outperformed the benchmark, demonstrating stronger growth, resilience, and higher cumulative returns with less drawdown and more consistent performance over time.*



Commodities 1 Strategy is a hypothetical strategy intended for educational and illustrative purposes only. The information contained in this document should not be construed as investment advice or financial advice. Please see pg. 2 and pg. 3 for important disclosures related to model strategies, hypothetical performance, commodity risk, and other disclosures. Past Performance is not indicative of future results. Hypothetical growth and performance does not reflect the impact of material economic and market factors on decision making, any changes to the strategy over time, and was prepared with the benefit of hindsight.

Holdings as of 06/02/2025

Gold	10%
Silver	10%
Agriculture (Broad)	10%
Natural Gas	20%
Wheat	20%
Corn	20%
Commodities Broad Based	10%

Strategy Components

Symbol

United States Copper Index Fund	CPER
The United States Oil Fund	USO
The United States Natural Gas Fund	UNG
The Teucrium Corn Fund	CORN
The Teucrium Sugar Fund	CANE
The Teucrium Soybean Fund	SOYB
The Teucrium Wheat Fund	WEAT
ABRDN Physical Silver Shares	SIVR
VanEck Merk Gold ETF	OUNZ
Invesco DB Agriculture Fund	DBA
United States Commodity Index Fund	USCI
iShares S&P GSCI Commodity-Indexed Trust	GSG

Benchmark

iShares S&P GSCI Commodity-Indexed Trust

Management Fees:

Waived

Acquired Fund Fees:

1.57%

as of 06/02/2025

Experienced Investment Team

The members of the investment committee have a median 21 years of investment industry experience



Sal Gilbertie
CEO/CIO
40 yrs.



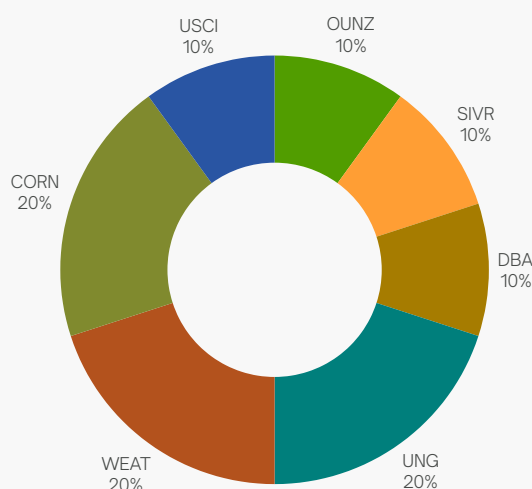
Jake Hanley,
CMT
Sr. Portfolio
Specialist
17 yrs.



Joran Haugens
Portfolio
Manager
25 yrs.



Chris Small
Head of Trading
21 yrs.



Performance

	YTD	1 Year*	3 Year*	5 Year*	Since Inception**
Commodities 1	0.24%	1.87%	-1.19%	17.47%	13.95%
iShares S&P GSCI Commodity Indexed Trust	-2.76%	-3.55%	-5.44%	16.61%	5.05%

*Annualized Return | **Since Inception: The Commodities 1 Model has been backtested to an inception date of 01/02/2020

*Hypothetical Performance and Model Considerations

The hypothetical investment returns presented in this document are based on a back-study of allocation signals generated by our quantitative model. Back-Studies and Back-Tested information relies on hindsight. Future allocations will be determined by ongoing signal generation from the model, subject to investment committee approval. These returns do not reflect actual trading results achieved by the Adviser. Past performance and modeled performance do not guarantee future results.

Important Disclosures and Risks

Investors should carefully consider their investment objectives, risks, charges, and expenses before investing. This and other important information can be found in the prospectus for each underlying fund, which should be obtained from the fund issuer and read thoroughly before making any investment decisions.

Hypothetical Performance Calculation Methodology

The model portfolio data and performance shown are based on the aggregation of the underlying investments according to the stated allocations.

The calculations leverage FactSet's data and ETF Action's software and methodologies.

The historical returns presented include dividends and interest, net of management fees and acquired fund fees, unless otherwise stated.

The model portfolio analysis utilizes historical position data provided by the model sponsor and/or the user, reflecting allocations back to the initial asset allocation date.

There is no guarantee that these hypothetical returns could or would have been achieved had this asset allocation or model portfolio been used during the periods presented.

The results shown are illustrative only and are not indicative of actual model performance.

Hypothetical Performance Continued...

The model portfolio returns are based on historical position data provided by the model sponsor and/or user.

These returns do not reflect actual trading in an account or group of accounts and are therefore hypothetical in nature.

Model position changes are implemented using closing prices as of the position date unless otherwise stated, and returns reflect the reinvestment of dividends and interest.

The impact of fund fees held within the model portfolios is reflected in all periods presented.

Model portfolio returns are shown net of fees as provided by the model sponsor and/or user. Teucrium makes no representation of the accuracy of the net returns presented.

Not Financial Advice

This model does not account for an individual investor's specific objectives, financial situation, or risk tolerance. It may not be suitable for all investors. The information presented should be one of many factors considered when making an investment decision, and additional fundamental and technical analysis may be required to assess the suitability of any individual security or strategy.

Commodity Market Risk

Commodities include securities that track bulk goods and raw materials such as grains, metals, livestock, oil, cotton, coffee, sugar, and cocoa. These assets are influenced by global supply and demand factors and may serve as a diversification tool for sophisticated investors who seek to add commodity exposure to their portfolios. Investing in commodities entails significant risk, including price volatility, liquidity constraints, and geopolitical influences. Commodities do not generate income and are highly speculative. As such, they should not represent a significant portion of an investor's portfolio unless the investor has a deep understanding of the associated risks and objectives.

Fees and Expenses

Acquired Fund Fees represent the weighted average expense ratios of all holdings within the model portfolio.

Pure gross returns are calculated before the deduction of advisory fees, trading expenses, and other investment costs.

Net-of-fees performance reflects the deduction of advisory fees, trading expenses, and other associated costs. Teucrium waives the advisory fee for this strategy, yet investors are subject to Teucrium fund fees. The strategy may or may not hold Teucrium funds at any given time.

Advisor Disclosure

This fact sheet was prepared by Teucrium Investment Advisors, LLC a U.S. SEC registered investment advisor, and reflects the current opinion of the firm, which may change without further notice. This report is for informational purposes only and nothing contained herein should be considered as investment advice or a recommendation or solicitation for the purchase or sale of any security or other investment. Opinions contained herein should not be interpreted as a forecast of future events or a guarantee of future results. Different types of investments involve varying degrees of risk, and there can be no assurance that any specific investment will be either suitable or profitable for a client's portfolio. Economic factors, market conditions, and investment strategies will affect the performance of any portfolio and there are no assurances that it will match or outperform any benchmark. Diversification does not ensure a profit or protect against loss in a declining market. Registration as an investment advisor does not constitute an endorsement of the firm by securities regulators nor does it indicate that the adviser has attained a particular level of skill or ability. Commentary regarding the returns for investment indices and categories do not reflect the performance of Teucrium Investment Advisors, LLC, or its clients. Figures contained herein are obtained from sources deemed reliable, but we do not guarantee its accuracy or completeness. Past performance is no guarantee of future results. Investments fluctuate in value.

TEUCRIUM

Teucrium ETF Model Portfolios:

COMMODITIES 1

The strategy seeks to safeguard against inflation and deliver uncorrelated returns through a quantitative, active approach to commodity allocation.

Inflation Hedge

Investing in commodities helps safeguard purchasing power, particularly during inflationary periods. Tangible assets like oil, gold, and agricultural products tend to rise with costs, providing a hedge against currency depreciation. Their prices, driven by supply and demand, often move independently of stocks and bonds, offering diversification. Commodities also demonstrate resilience during economic uncertainty, helping investors mitigate inflation risk, preserve real wealth, and enhance overall portfolio stability.

Uncorrelated Returns

A well-managed commodity allocation can generate returns uncorrelated to stocks and bonds, as commodity prices react to supply and demand factors like weather, geopolitics, and inflation. Unlike equities and bonds, commodities respond to different economic forces, often performing well during market stress. Active management enables strategic positioning across energy, metals, and agriculture, capturing opportunities while limiting exposure to weaker sectors. By diversifying with commodities, investors can enhance risk-adjusted returns and reduce reliance on traditional financial markets.

Quantitative + Active

A strategy combining quantitative analysis with active human oversight seeks to leverage data-driven insights while maintaining adaptability.

At Teucrium ETFs, our experienced commodities team applies quantitative models to identify trends and inefficiencies while using market expertise to navigate evolving conditions. This approach aims to optimize portfolio positioning, seek out opportunities, and minimize risk, offering a balance between systematic precision and human judgment to adapt to changing economic and market dynamics.

Sound performance in up and down markets

Our Commodities 1 strategy likely would have outperformed the benchmark, demonstrating stronger growth, resilience, and higher cumulative returns with less drawdown and more consistent performance over time.*



Commodities 1 Strategy is a hypothetical strategy intended for educational and illustrative purposes only. The information contained in this document should not be construed as investment advice or financial advice. Please see pg. 2 and pg. 3 for important disclosures related to model strategies, hypothetical performance, commodity risk, and other disclosures. Past performance is not indicative of future results. Hypothetical growth and performance does not reflect the impact of material economic and market factors on decision making, any changes to the strategy over time, and was prepared with the benefit of hindsight.

Experienced Investment Team

The members of the investment committee have a median 21 years of investment industry experience

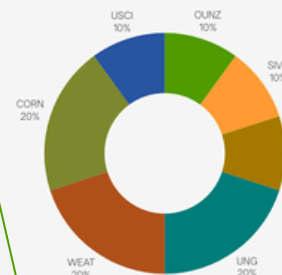


Sal Gilbertie
CEO/CIO
40 yrs.

Jake Hanley,
CMT
Sr. Portfolio
Specialist
17 yrs.

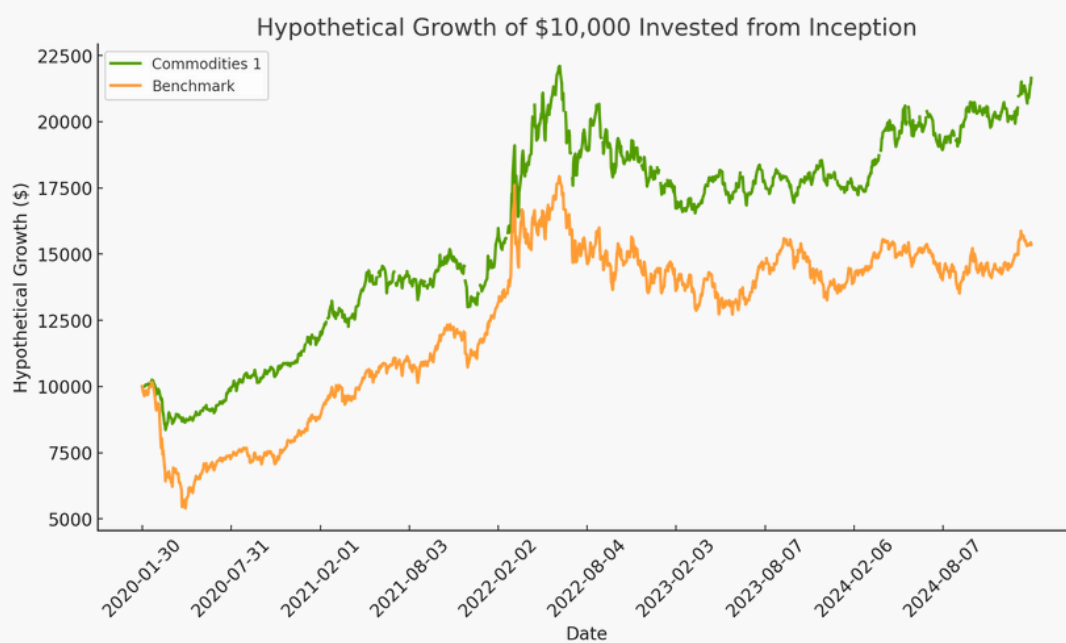
Joran Haugens
Portfolio
Manager
25 yrs.

Chris Small
6 yrs.



ocation signals generated by our quantitative
etermined by ongoing signal generation from the
s achieved by the Adviser. Past performance

esting. This and other important information
ssuer and read thoroughly before making any



TEUCRIUM

Teucrium ETF Model Portfolios: COMMODITIES 1

The strategy seeks to safeguard against inflation and deliver uncorrelated returns through a quantitative, active approach to commodity allocation.

Inflation Hedge

Investing in commodities helps safeguard purchasing power, particularly during inflationary periods. Tangible assets like oil, gold, and agricultural products tend to rise with costs, providing a hedge against currency depreciation. Their prices, driven by supply and demand, often move independently of stocks and bonds, offering diversification. Commodities also demonstrate resilience during economic uncertainty, helping investors mitigate inflation risk, preserve real wealth, and enhance overall portfolio stability.

Uncorrelated Returns

A well-managed commodity allocation can generate returns uncorrelated to stocks and bonds, as commodity prices react to supply and demand factors like weather, geopolitics, and inflation. Unlike equities and bonds, commodities respond to different economic forces, often performing well during market stress. Active management enables strategic positioning across energy, metals, and agriculture, capturing opportunities while limiting exposure to weaker sectors. By diversifying with commodities, investors can enhance risk-adjusted returns and reduce reliance on traditional financial markets.

Quantitative + Active

A strategy combining quantitative analysis with active human oversight seeks to leverage data-driven insights while maintaining adaptability. At Teucrium ETFs, our experienced commodities team applies quantitative models to identify trends and inefficiencies while using market expertise to navigate evolving conditions. This approach aims to optimize portfolio positioning, seek out opportunities, and minimize risk, offering a balance between systematic precision and human judgment to adapt to changing economic and market dynamics.

Sound performance in up and down markets

Our Commodities 1 strategy likely would have outperformed the benchmark, demonstrating stronger growth, resilience, and higher cumulative returns with less drawdown and more consistent performance over time.*



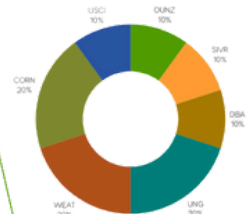
Commodities 1 Strategy is a hypothetical strategy intended for educational and illustrative purposes only. The information contained in this document should not be construed as investment advice or financial advice. Please see pg. 2 and pg. 3 for important disclosures related to model strategies, hypothetical performance, commodity risk, and other disclosures. Past performance is not indicative of future results. Hypothetical growth and performance does not reflect the impact of material economic and market factors on decision making, any changes to the strategy over time, and was prepared with the benefit of hindsight.

Experienced Investment Team

The members of the investment committee have a median 21 years of investment industry experience



Sal Gilberte CEO/COO 40 yrs.	Jake Hanley CMT Sr. Portfolio Specialist 17 yrs.	Johan Haugens Portfolio Manager 25 yrs.	Chris Small 6 yrs.
------------------------------------	--	--	-----------------------



Position signals generated by our quantitative model are determined by ongoing signal generation from the model achieved by the Adviser. Past performance

investing. This and other important information should be read thoroughly before making any

TEUCRIUM